AutomatiX
Excellence Through Innovation

AI
ENERGY
CO-PILOT

AutomatiX Cloud

Power & fuel intelligence for industrial plants



1 DAY

From unboxing to live dashboards: a complete plant in one working day.

0 CODE

Pick devices from the library. The riser draws itself. No programming.

AI BUILT IN

Finds fuel losses, failing equipment and savings, and ranks them in dollars.

PORTABLE

Compact edge RTU with 4G. No on-site server. Any browser, any phone.

FACTORIES • HOSPITALS • UNIVERSITIES • MALLS • HOTELS • SUPERMARKET CHAINS

Works with field devices from SIEMENS JANITZA SCHNEIDER ABB TEMPOSONICS TCS TECHNOTON HUAWEI

AutomatiX Cloud · Brochure V1.0 · 2026 © All rights reserved

WHY AUTOMATIX CLOUD

Every kilowatt. Every litre. Under control.

Do you run generators, store diesel, buy power from the grid and maybe produce solar? Then energy is one of your biggest costs, and probably the least visible one. AutomatiX Cloud measures **every source, every feeder and every litre of fuel**, second by second. It shows it all on one live screen. Then its **AI co-pilot** tells you where the money is going and what to do about it.

1 s	1 day	24/7	0
EDGE SAMPLING	FULL PLANT INSTALL	ALARM ENGINE	LINES OF CODE

LIVE RISER & SCADA VIEW

Your switchboard as a live single-line diagram: utility, generators, solar, batteries and every feeder. Switch to full-screen SCADA view for the control room.

EVERY DROP OF FUEL

Tank gauging to ±1 mm, volume corrected to 15 °C, water detection. Deliveries reconciled against the supplier's ticket. Theft and leaks flagged automatically.

GENERATOR EFFICIENCY

Litres per kWh for each set, running hours, load, low-load running and frequency hunting. Know which generator burns too much before it costs you a rebuild.

SOLAR & STORAGE

Inverter-by-inverter production against expected yield. Battery state of charge and cycles. Soiling and faults detected from the data.

POWER QUALITY

Power factor, harmonics, voltage excursions and phase imbalance on every meter. Capacitor-bank problems found before the utility penalty arrives.

COSTS & REPORTS

Cost per kWh from each source, in real time. Cost centres with monthly budgets. Daily, monthly and yearly reports ready to print or export.

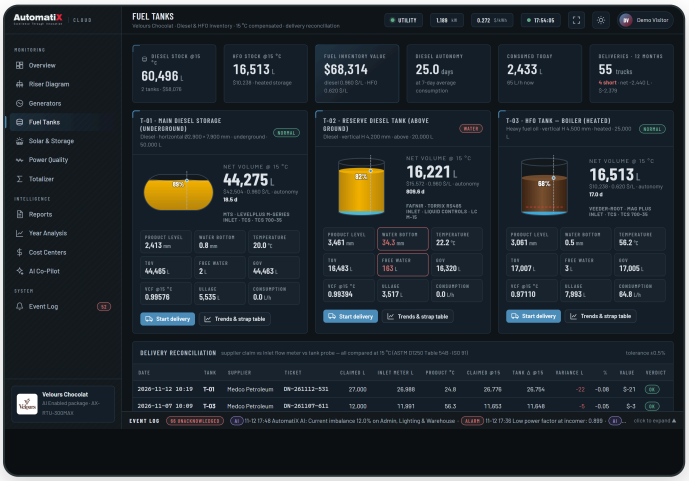

THE 2019 DIESEL SYSTEM, NOW IN THE CLOUD

Same proven field devices. No SCADA licence. No server room.

- The fuel chain we have monitored since 2019: **truck unloading → main tank → daily tank → generator**, now joined by power, solar and batteries.
- Hosted in secure European data centres, with HTTPS, nightly backups and user roles.
- Sign in from headquarters, the plant or a phone. Every site in one portal.
- A monthly subscription instead of a large up-front software project.

ARTIFICIAL INTELLIGENCE, BUILT IN

An energy engineer that never sleeps.

The AI co-pilot reads every meter, generator, tank and inverter around the clock. It compares today with last week and last year, and with what the equipment *should* do. Then it turns the data into a short list of findings, **ranked by how much money each one is worth**, each with a clear recommended action.

- No dashboards to study. The AI tells you what changed and why it matters.
- Alarms reach the live event log and every user, on any device.
- Accept a finding and it moves to your **action plan**, so you can follow it to the saving.
- An **energy health score** from 0 to 100 that management understands.

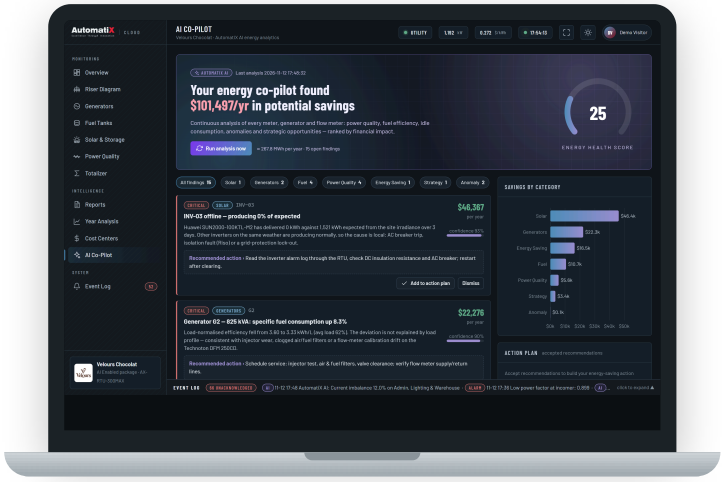

FUEL

- Short deliveries in litres at 15 °C, by supplier
- Unexplained losses: theft, leaks, night drops
- Water ingress in tanks

GENERATORS

- Rising litres per kWh: service before failure
- Long low-load running (wet stacking)
- Frequency hunting and governor problems

POWER QUALITY

- Low power factor and failed capacitor steps
- Harmonic resonance, high THD
- Voltage excursions and phase imbalance

SOLAR & STORAGE

- Inverters offline or under-producing
- Soiling: when cleaning pays off
- Battery behaviour and state of charge

ENERGY SAVING

- Loads running off-shift (air leaks, HVAC)
- Unusual days and stuck loads
- Feeder trends against budget

STRATEGY

- Diesel share and true cost per kWh
- Sizing a solar plant from your own load
- Load shifting to cheaper hours

CRITICAL · GENERATORS

$22,276 PER YEAR

Generator G2 (825 kVA): specific fuel consumption up 8.3%

Action: schedule a service: injector test, air and fuel filters, valve clearance. Check the flow-meter supply and return lines.

CRITICAL · FUEL

$4,136 CREDIT CLAIM

Supplier: 2 short deliveries, 1,443 L missing at 15 °C

Action: raise a credit claim with the reconciliation report. Ask for temperature-compensated truck tickets.

WARNING · ENERGY SAVING

$16,486 PER YEAR

Compressed-air station draws 28% of its production load off-shift

Action: run an ultrasonic leak survey. Add scheduled isolation and lower the off-shift pressure to 5.5 bar.

CRITICAL · FUEL

$1,800 AVOIDED

Water ingress in tank T-02: +104 L in 7 days

Action: drain the water bottom, replace the fill-cap gasket, check the vent. Test the fuel for microbial growth.

Example findings from the AutomatiX demonstration plant (simulated data). Together, its open findings were worth more than $100,000 a year.

How it works ?!

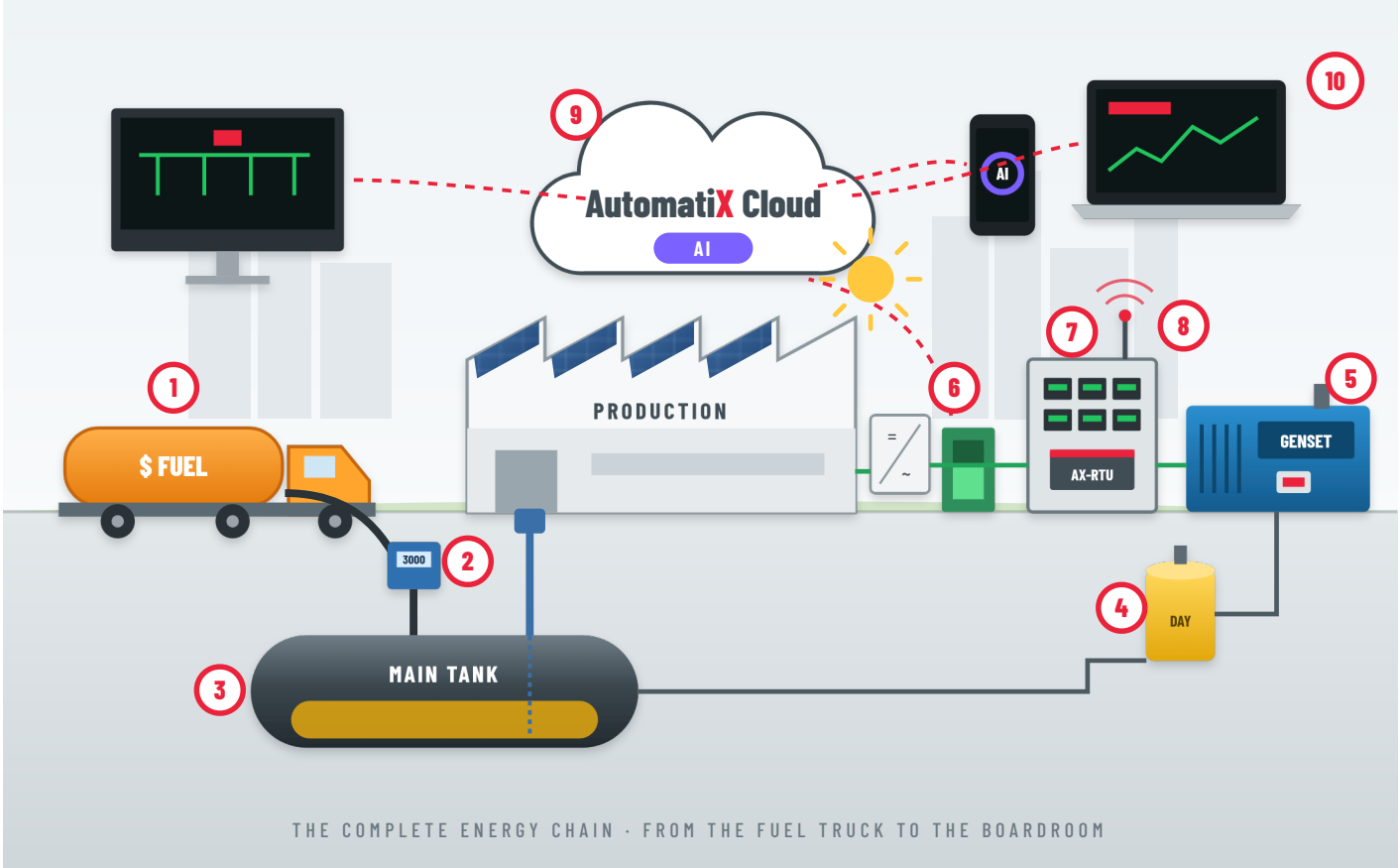

THE COMPLETE ENERGY CHAIN · FROM THE FUEL TRUCK TO THE BOARDROOM

1 FUEL DELIVERY
Every truck is recorded: volume delivered and corrected to 15 °C, compared with the supplier's ticket. Short deliveries are flagged automatically.

2 UNLOADING FLOW METER
A positive-displacement meter with air elimination and a printed ticket. Fill start and finish are logged from the field or the app.

3 MAIN TANK GAUGING
Magnetostrictive probe: level to ±1 mm, temperature, water bottom, volume at 15 °C. Leak and theft detection day and night.

4 DAILY TANK
The same probe technology on the generator day tank. Transfers from the main tank are reconciled.

5 GENERATOR MONITORING
Differential fuel flow meter (supply – return, temperature compensated) plus the generator breaker meter: litres per kWh, load, hours, frequency.

6 SOLAR & BATTERY
Each PV inverter and battery is read over Modbus: production, expected yield, state of charge, faults. Hybrid inverters supported.

7 POWER METERS ON EVERY FEEDER
Energy, power, power factor, harmonics, voltage and current on the incomers, generator breakers and feeders.

8 AX-RTU EDGE GATEWAY
Reads all devices over RS-485 and Modbus TCP. Sends data by Ethernet or 4G/5G and buffers it locally if the link is lost.

9 AUTOMATIX CLOUD + AI
Secure hosting, history, reports, alarms and the AI co-pilot. Nothing to install or maintain on site.

10 ANY DEVICE, ANYWHERE
A browser on a PC, a tablet or a phone, and a full-screen SCADA view for the control room. Headquarters sees every site.

PORTABLE · PLUG-AND-PLAY · CONFIGURED, NOT PROGRAMMED

A complete plant, live in one day.

Classic SCADA projects take months: a server, licences, tag databases, graphics drawn by hand, scripts. AutomatiX Cloud replaces all of that with a **device library** and a **portable edge RTU**. Our team installs a complete plant in one working day, and your dashboards are live before the team leaves.

08:00 — **SURVEY & MOUNT**
Walk the switch room, generator room and fuel farm. The AX-RTU goes on a DIN rail in the main LV room, with power and a 4G SIM or Ethernet.
DIN-RAIL RTU · 4G / 5G · NO PC, NO SERVER

09:30 — **CONNECT THE FIELD DEVICES**
Daisy-chain the power meters, flow meters and tank probes on RS-485, and connect inverters and batteries over Modbus TCP. Your existing meters are reused wherever they talk Modbus.
UP TO 247 DEVICES PER RTU · EXISTING METERS REUSED

12:00 — **PICK, DON'T PROGRAM**
In the Administration Portal, choose each device from the library (make and model). Register maps, scaling and units are already inside. Set the CT ratio, tank size and which feeder supplies which cost centre.
DEVICE LIBRARY · REGISTER MAPS BUILT IN

13:30 — **THE RISER DRAWS ITSELF**
The single-line diagram, generator pages, tank drawings and solar views are generated automatically from the configuration. No graphics to draw, no tags to type.
AUTO-GENERATED SLD · SCADA VIEW

14:30 — **PUSH TO THE RTU**
One click sends the configuration to the RTU over the internet. The RTU confirms it, and live values appear within seconds.
REMOTE CONFIGURATION · VERSIONED

15:30 — **COMMISSION & SET ALARMS**
Check every value against the panel displays. Set alarm thresholds, tariffs and fuel prices. Tank fill and dip checks are confirmed on site.
ALARM ENGINE · TARIFFS · BUDGETS

17:00 — **HANDOVER**
Users are invited by e-mail with roles (management, engineer, finance, operator). The plant is on everyone's phone. From day two, the AI starts learning your plant.
ROLES & PERMISSIONS · LIVE ON MOBILE

PORTABLE
The RTU fits in the palm of your hand. Move it to another site, add a second plant or run a temporary audit in an afternoon.

ROBUST
Local buffer from 7 days up to 1 year: no data is lost when the internet drops. The data catches up automatically.

SCALABLE
Start with fuel or a single incomer, then add feeders, solar and the AI later. Each step is just another device from the library.

ONE PORTAL FOR THE WHOLE ENERGY CHAIN

See it. On any screen.



SCADA VIEW · LIVE RISER DIAGRAM · Full-screen single-line diagram for the control room. Energised conductors are animated and their speed follows the load. Click any meter for its trends.



PLANT OVERVIEW

Live load, supply source, cost per kWh, today's energy and cost, power factor gauge, solar, battery and fuel stock.

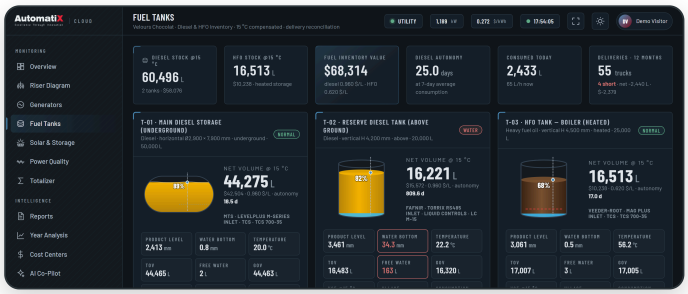

FUEL TANKS & DELIVERIES

Tank drawings at true level, volume at 15 °C, water, autonomy in days, and every delivery reconciled.

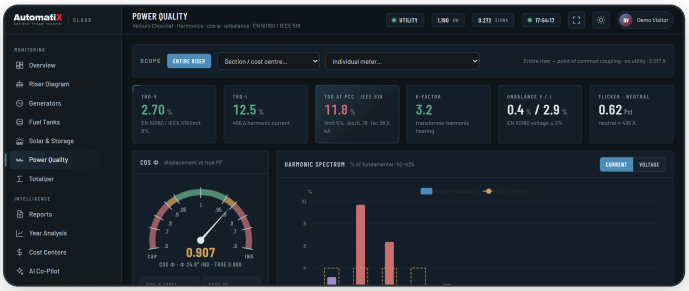

POWER QUALITY

Power factor, THD, voltage and imbalance for the whole riser or a single cost centre.

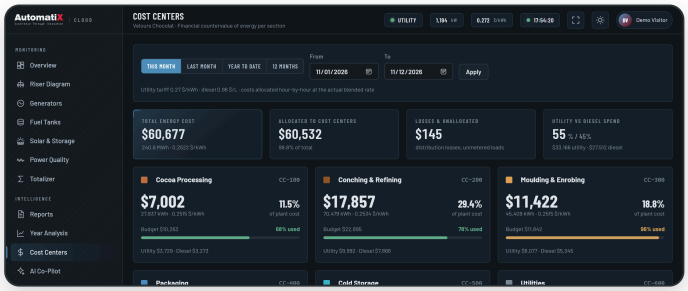

COST CENTRES & BUDGETS

Energy and money by department, against monthly budgets. Ready for finance.



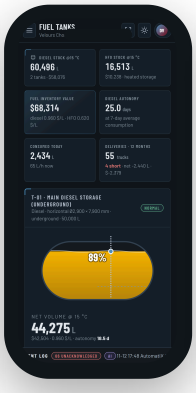

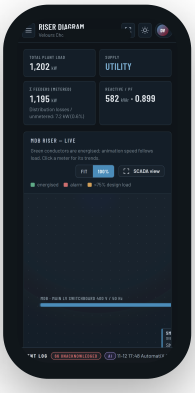

MOBILE

The plant in your pocket

- The same portal adapts to phones and tablets. No app to install.
- Light and dark themes, and a calmer colour palette for office screens.
- Daily, monthly and yearly reports, year-on-year analysis and CSV export.

EDGE HARDWARE, SUPPLIED AND INSTALLED BY AUTOMATIX

The AX-RTU family & proven field devices.

One supplier for the complete solution: the edge gateway, the metering and the cloud. We select, supply, install and commission the field devices. Where you already have good meters, we connect those.



AX-RTU-100

COMPACT EDGE RTU · STANDARD

RS-485 ports	1
Devices	up to 16
Sampling	from 10 s
Uplink	Ethernet / 4G
Local buffer	7 days
I/O	4 DI / 2 DO



AX-RTU-200

INDUSTRIAL EDGE RTU · ADVANCED

RS-485 ports	2
Devices	up to 64
Sampling	from 5 s
Uplink	Dual Ethernet / 4G
Local buffer	30 days
I/O	8 DI / 4 DO / 2 AI



AX-RTU-300MAX

HIGH-PERFORMANCE · EDGE AI

RS-485 ports	4 + Modbus TCP gateway
Devices	up to 247
Sampling	from 1 s
Uplink	Dual Ethernet / dual-SIM 4G/5G
Local buffer	1 year
I/O	16 DI / 8 DO / 4 AI · edge analytics



POWER METERS

Class 0.2S-1 multifunction meters with harmonics, for incomers, generators and feeders.

SIEMENS · JANITZA · SCHNEIDER · ABB · EATON · SOCOMEC · CARLO GAVAZZI



FUEL FLOW METERS

Differential generator flow metering (supply – return, temperature compensated) and delivery meters with air elimination.

TECHNOTON · TCS · LIQUID CONTROLS



TANK PROBES

Magnetostrictive level probes: ±1 mm, multi-point temperature, water detection, volume at 15 °C.

TEMPOSONICS (MTS) · FAFNIR · VEEDER-ROOT · FRANKLIN FUELING



SOLAR INVERTERS

Read directly over Modbus: per-inverter production, expected yield and alarms. Hybrid PV + battery supported.

HUAWEI · SMA · FRONIUS · SUNGROW



BATTERIES / BESS

State of charge, health, charge and discharge power, cycles. Behind a hybrid inverter or with their own meter.

HUAWEI · BYD · PYLONTECH · SUNGROW



GENERATOR SETS

Any make and size. The breaker meter and flow meter give litres per kWh. Controller alarms are wired to the RTU inputs.

CATERPILLAR · CUMMINS · PERKINS · VOLVO PENTA · MTU

FIELD-PROVEN SINCE 2019

The AutomatiX Diesel Monitoring System has run in factories, hospitals and malls since 2019, built with SIEMENS, MTS (Temposonics), TCS and Technoton devices. AutomatiX Cloud keeps that proven metering and adds the cloud, solar and storage, and AI.

START SMALL, GROW ANYTIME

Choose your package.

A monthly subscription per site, based on the package and the number of connected devices. Hardware and installation are quoted per plant. Upgrade with one click: your history stays.

STANDARD

Live monitoring essentials

- Plant overview & live riser / SCADA view
- Generators, fuel tanks & deliveries
- Solar & storage
- Event log & 24/7 alarms
- Daily report & totalizers
- Mobile access, user roles

ADVANCED

Analytics, power quality & cost centres

EVERYTHING IN STANDARD, PLUS

- Power quality: PF, THD, voltage, imbalance
- Monthly & yearly reports
- Year-on-year analysis
- Cost centres & budgets
- CSV export

RECOMMENDED

AI ENABLED

AutomatiX AI energy co-pilot

EVERYTHING IN ADVANCED, PLUS

- AI findings ranked in $ per year
- Fuel loss, theft & short-delivery detection
- Generator efficiency & health
- Energy health score
- Action plan tracked to savings

SECURE

HTTPS everywhere, hashed passwords, login lock-out, roles per user.

HOSTED IN THE EU

European data centres with nightly backups and 30-day retention.

MULTI-SITE

Every plant in one portal, with each company's own logo and colours.

YOUR DATA

Exports and reports at any time. Data stays yours.

See it live. Right now.

Open the live demo of a real-size chocolate factory: utility, three generators, 600 kWp of solar, a battery and three fuel tanks, with the AI co-pilot at work. No sign-up needed.

cloud.automatix.com → Explore the live demo

SCAN FOR THE DEMO

AutomatiX
Excellence Through Innovation

AUTOMATIX S.A.L.
Excellence Through Innovation
www.automatix.com · cloud.automatix.com